



# 北亿纤通科技有限公司

集团旗下

---

# 北亿纤通科技有限公司

集团旗下

The following optical characteristics are defined over the Recommended Operating Environment unless otherwise specified.

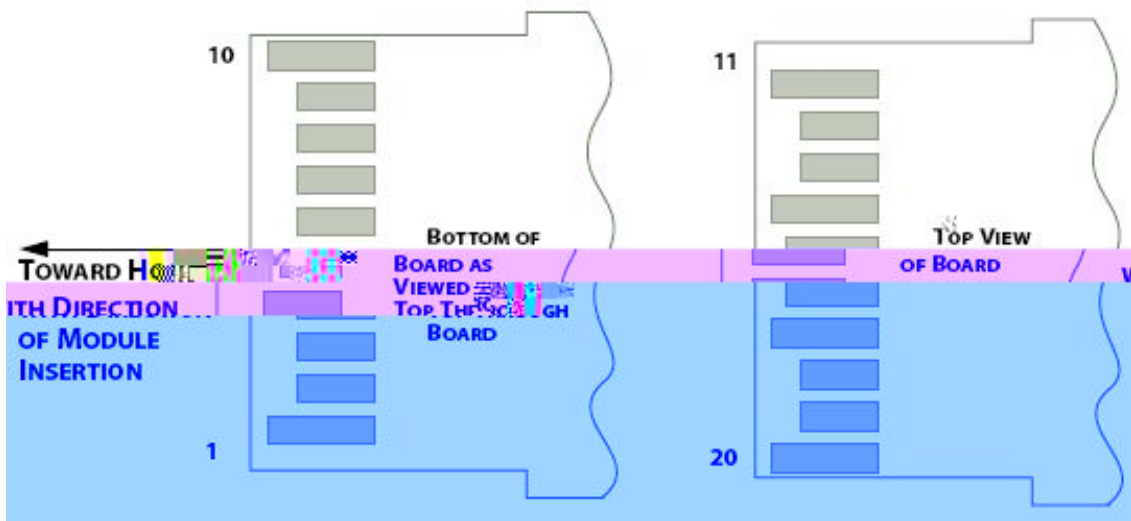
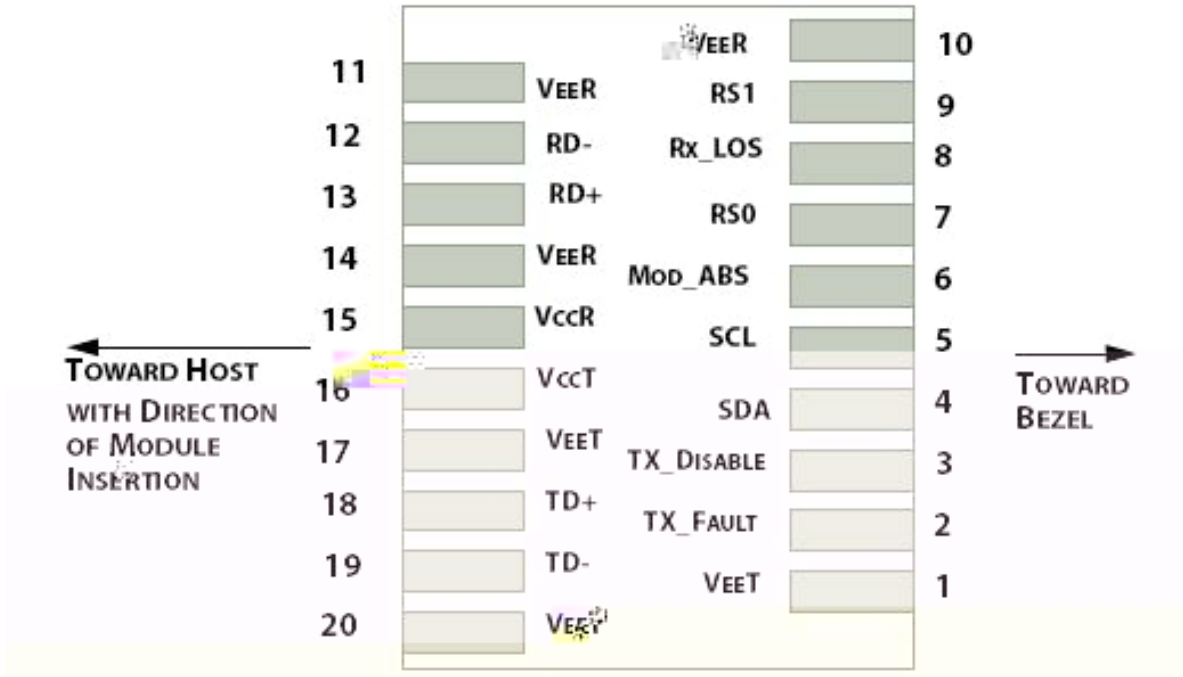
Center wavelength (range)	nm	1260 -1355	
Side Mode Suppression Ratio (min)	dB	30	
Launched power			
– maximum	dBm	+1	
– minimum	dBm	-5	Notes1
– OMA	dBm	-5.2	
– OMA-TDP (min)	dBm	-6.2	
Transmitter and dispersion penalty	dB	0	Notes4
Average launch power of OFF transmitter (max)	dBm	-30	
Extinction ratio (min)	dB	3.5	Notes2
RIN <sub>12</sub> OMA (max)	dB/Hz	-128	
Optical Return Loss Tolerance (min)	dB	12	
Center wavelength (range)	nm	1260-1355	
Receive overload (max) in average power <sup>1</sup>	dBm	0.5	
Receive sensitivity (min) in average power <sup>1</sup>	dBm	-14.4	Notes3
Receiver sensitivity (max) in OMA (footnote 2)	dBm	-12.6	Notes3
Receiver Reflectance (max)	dB	-12	
Stressed receiver sensitivity (max) in OMA <sup>2</sup>	dBm	-10.3	
Vertical eye closure penalty (min) <sup>3</sup>	dB	2.2	
Stressed eye jitter (min) <sup>2</sup>	Ulp-p	0.7	
Receive electrical 3dB upper cutoff frequency (max)	GHz	12.3	
Receiver power (damage, Max)	dBm	1.5	
<ol style="list-style-type: none"> <li>1. The optical power is launched into SMF</li> <li>2. Measured with a PRBS 2<sup>31</sup>-1 test pattern@10.3125Gbps</li> <li>3. Measured with a PRBS 2<sup>31</sup>-1 test pattern@10.3125Gbps BER≤10<sup>-12</sup></li> <li>4. In G.652 and G.655(NDSF)</li> </ol>			

The following electrical characteristics are defined over the Recommended Operating Environment



unless otherwise specified.

Data Rate		-	10.3125	-	Gbps	
Power Consumption		-	1200	1500	mW	
Single Ended Output Voltage Tolerance		-0.3	-	4.0	V	
C common mode voltage tolerance		15	-	-	mV	
Tx Input Diff Voltage	VI	400		1600	mV	
Tx Fault	VoL	-0.3		0.4	V	At 0.7mA
Data Dependent Input Jitter	DDJ			0.10	UI	
Data Input Total Jitter	TJ			0.28	UI	
Single Ended Output Voltage Tolerance		-0.3	-	4.0	V	
Rx Output Diff						





F-tone Networks

# 北亿纤通科技有限公司

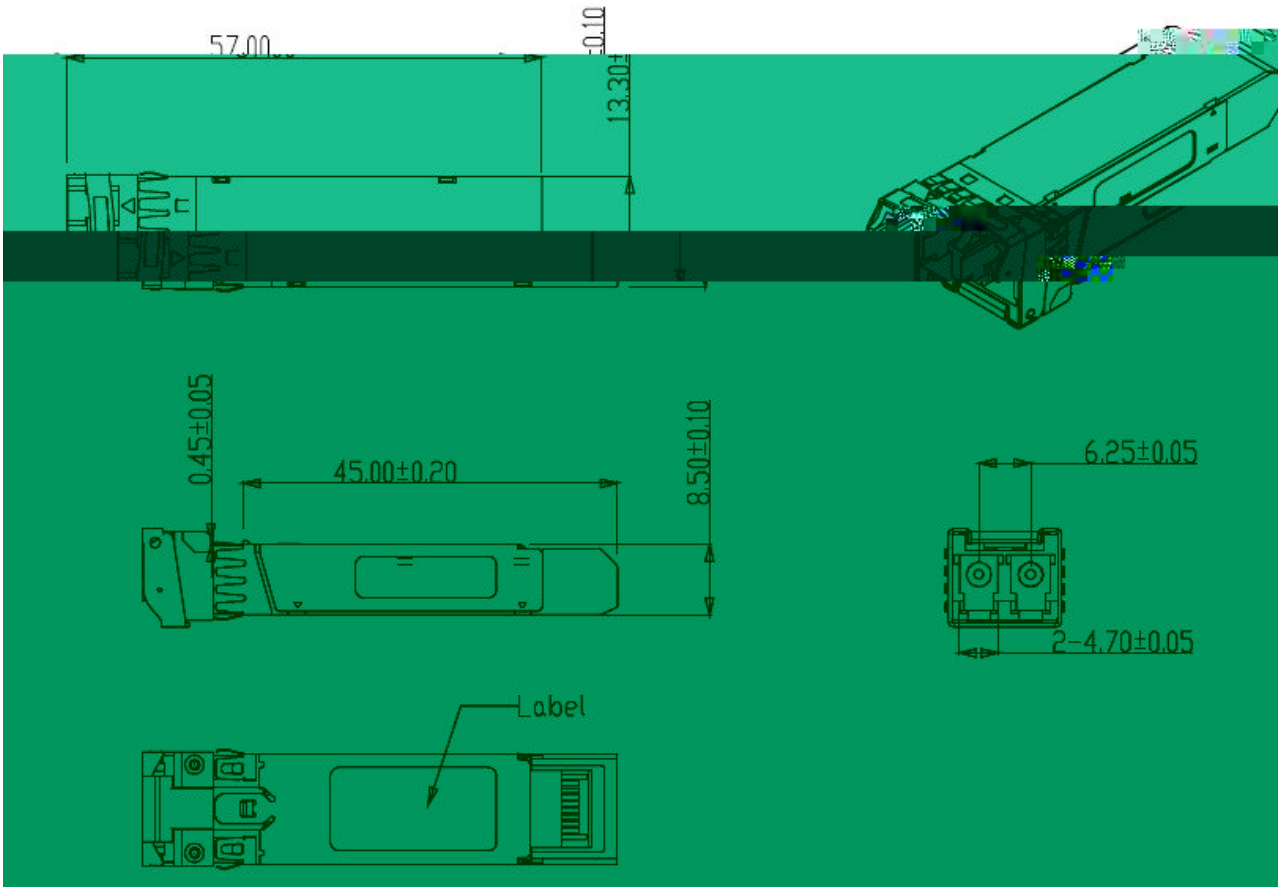
集团旗下

---

1	VEET [1]	Transmitter Ground

---

北亿纤通科技有限公司



F-tone Networks SFP+ transceiver is designed to be Class I Laser safety compliant and is certified per the following standards:

Laser Safety	FDA	



FTCS-131X-20D	1310nm, 10Gbps, SFP+ 20km, 0°C ~ +70°C
FTCS-131X-20DI	1310nm, 10Gbps, SFP+ 20km, -40 to +85°C

1. "Specifications for Enhanced Small Form Factor Pluggable Module SFP+", SFF-8431, Rev 4.1, July 6, 2009.
2. "Improved Pluggable Formfactor", SFF-8432, Rev 4.2, Apr 18, 2007
3. IEEE802.3ae – 2002
4. "Diagnostic Monitoring Interface for Optical Transceivers" SFF-8472, Rev 10.3, Dec 1, 2007

Performance figures, data and any illustrative material provided in this data sheet are typical and must be specifically confirmed in writing by F-tone Networks before they become applicable to any particular order or contract. In accordance with the F-tone Networks policy of continuous improvement specifications may change without notice.

The publication of information in this data sheet does not imply freedom from patent or other protective rights of F-tone Networks or others. Further details are available from any F-tone Networks sales representative.